


SNUFFLEKINS COLOURING SHEET



Use crayons, pencils, paint and even glitter to colour in Snufflekins, then use your finished artwork to decorate your party venue.



Hello grown-up


Invite parents and carers to an art exhibition – in return for a donation – or auction off your Nosey pictures after your party.

Don't forget to share your finished Noses with us on Twitter [@comicreliefsch](https://twitter.com/comicreliefsch)

NOSEDIVA COLOURING SHEET



Use crayons, pencils, paint and even glitter to colour in Nosediva, then use your finished artwork to decorate your party venue.



Hello grown-up


Invite parents and carers to an art exhibition – in return for a donation – or auction off your Nosey pictures after your party.

Don't forget to share your finished Noses with us on Twitter [@comicreliefsch](https://twitter.com/comicreliefsch)

CONK JESTER COLOURING SHEET



Use crayons, pencils, paint and even glitter to colour in Conk Jester, then use your finished artwork to decorate your party venue.



Hello grown-up

Invite parents and carers to an art exhibition – in return for a donation – or auction off your Nosey pictures after your party.

Don't forget to share your finished Noses with us on Twitter [@comicreliefsch](https://twitter.com/comicreliefsch)

HONKUS PONKUS COLOURING SHEET



Use crayons, pencils, paint and even glitter to colour in Honkus Ponkus, then use your finished artwork to decorate your party venue.



Hello grown-up

Invite parents and carers to an art exhibition – in return for a donation – or auction off your Nosey pictures after your party.

Don't forget to share your finished Noses with us on Twitter [@comicreliefsch](https://twitter.com/comicreliefsch)